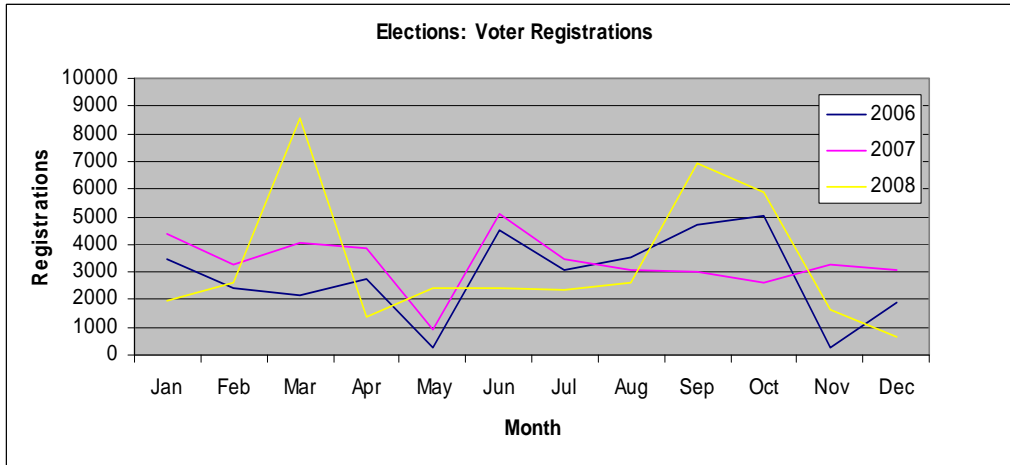


Public Services consists of various critical legal, administrative, and quality of life services to the public. Some are mandated in law (e.g. recording of deeds) and some represent choices on the part of the County in the attempt to better serve its citizens.

Services or functions required by law

Bureau of Elections and Voter Registration

The Bureau registers and maintains the records of all County voters as well as conducting a primary and general election each year. As of this report, the County has 152,349 registered voters (78,539 Republican, 52,867 Democratic, 2,325 Independent/No Affiliation/No Party/Non Partisan, and 18,618 registered in 50 other parties). 39,849 voters were registered or had their registration altered (e.g. move, change of party) within the last year.



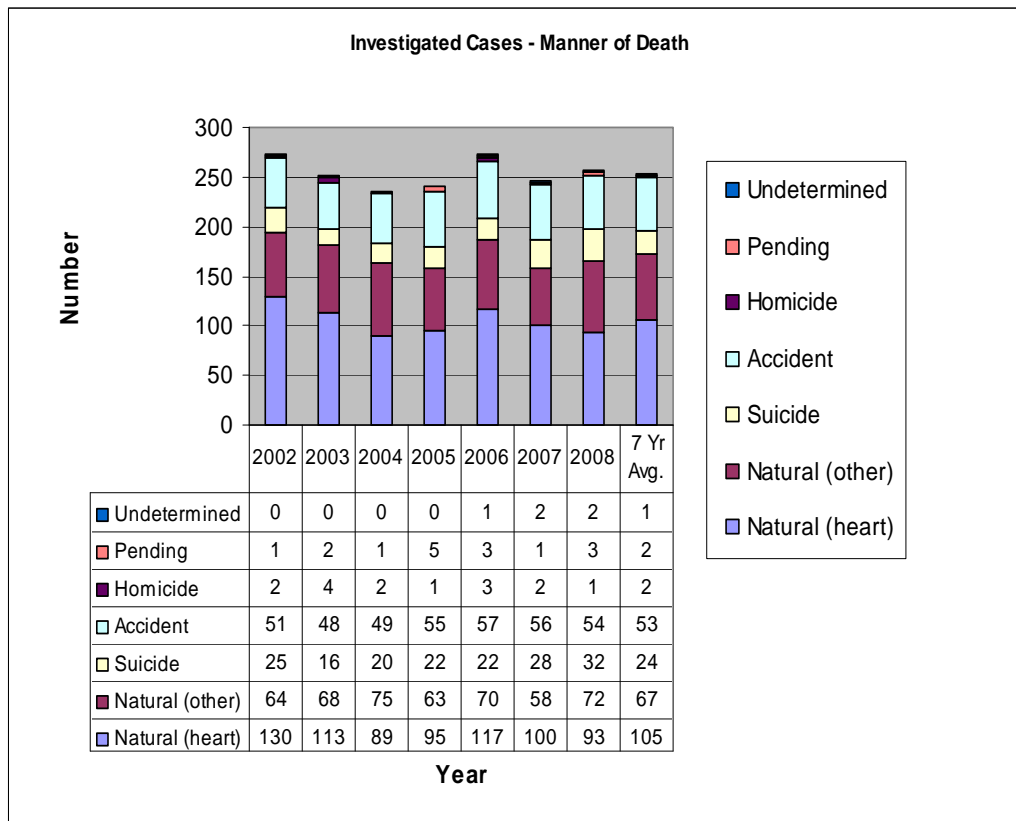
The following reflect voter registration changes that occurred during 2008 as compared with 2007.

Category	2007	2008	# Changed	Per Cent Change
Total registered	139,762	152,349	12,587	9.0%
Republican	77,712	78,539	827	1.1%
Democrat	42,171	52,867	10,696	25.4%
Independent/no party	18,155	2,325	-15,830	-87.2%
Other party (41 others)	1,724	18,618	16,894	979.9%
Change of registration	40,069	39,489	-580	-1.4%

Coroner - Elected Official

The Coroner's duties impact law and order, human services, and public services within Cumberland County government. The Coroner investigates sudden, unexplained, violent, or suspicious deaths occurring in the County to determine: (1) the cause of death, (2) the manner of death, and (3) whether criminal activity was involved. The Coroner provides timely information regarding these findings to the family of the deceased as well as other investigating agencies.

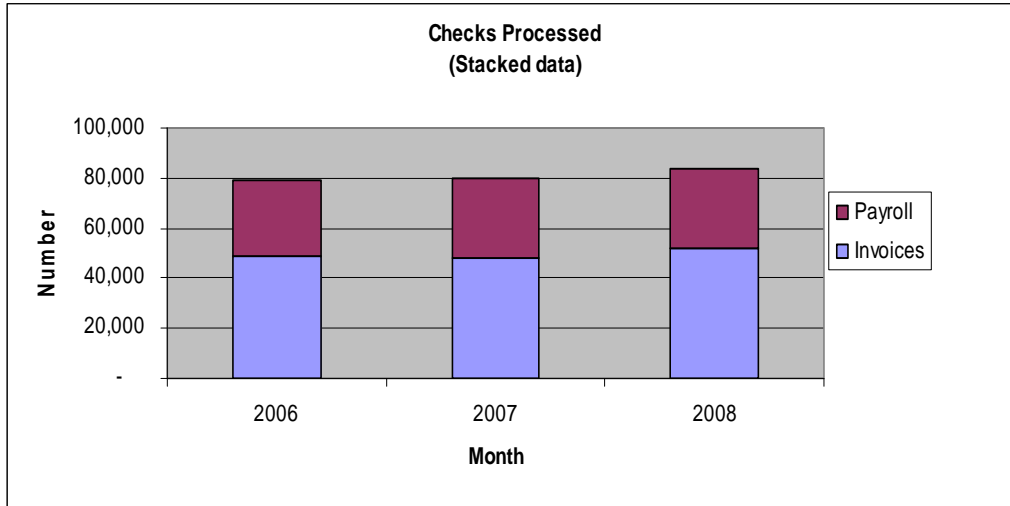
Over half of the approximately 2300 deaths in the County per year are referred to the Coroner for some additional investigation. Included are those deaths that are sudden, violent or suspicious and all deaths of persons not under a physician's care. All cremations are cleared by the Coroner because cremation destroys all evidence contained in the remains. Of the remaining half, the death certification is handled by their physician. The chart below shows the Certification as to manner of death of the fully-investigated cases for the past seven years and the "average" year.



Controller - Elected Official

The Controller supervises the fiscal affairs of the County, including all of the accounts and official acts relating to elected officials, other County employees and organizations that collect, receive, hold, or disburse public monies of the County. The Controller

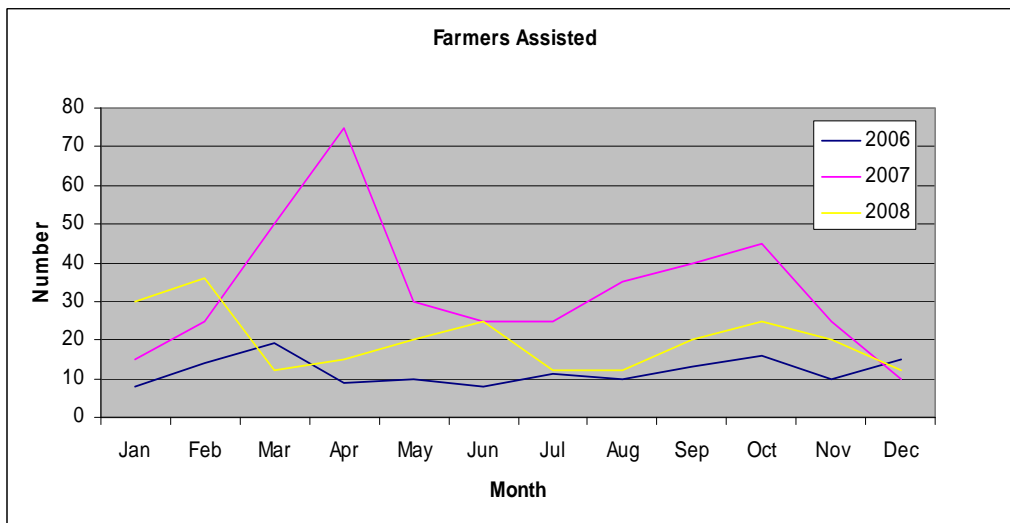
handles County payroll and pays all of the County's bills to vendors. Average monthly check generation rose by about 5% from 2007 to 2008.



Conservation District

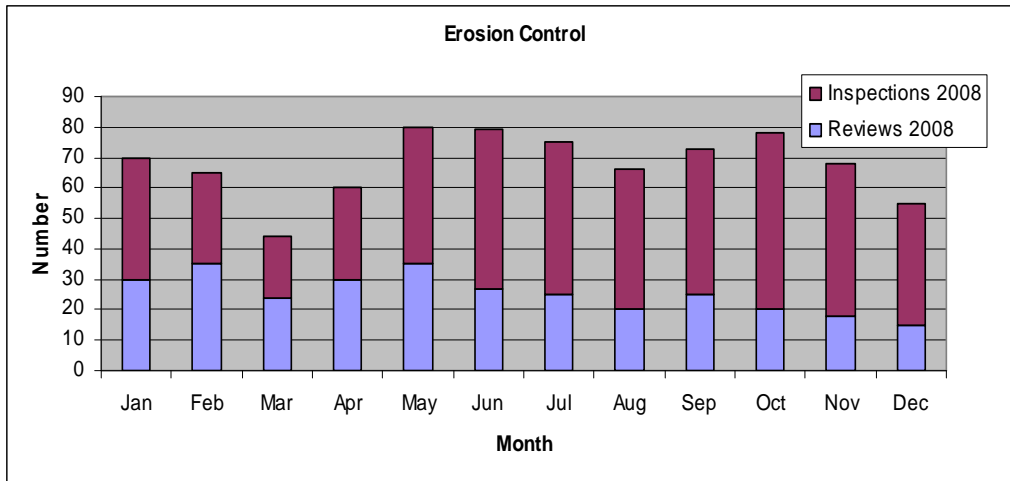
The District is responsible for administering soil and water conservation programs in Cumberland County. Most of the programs conducted at the county level are delegated to the District by the Commonwealth's Department of Environmental Protection (DEP).

239 farmers were assisted by Conservation District staff in 2008 with assistance with conservation planning, nutrient planning, program compliance, technical assistance, financial assistance, education and much more.



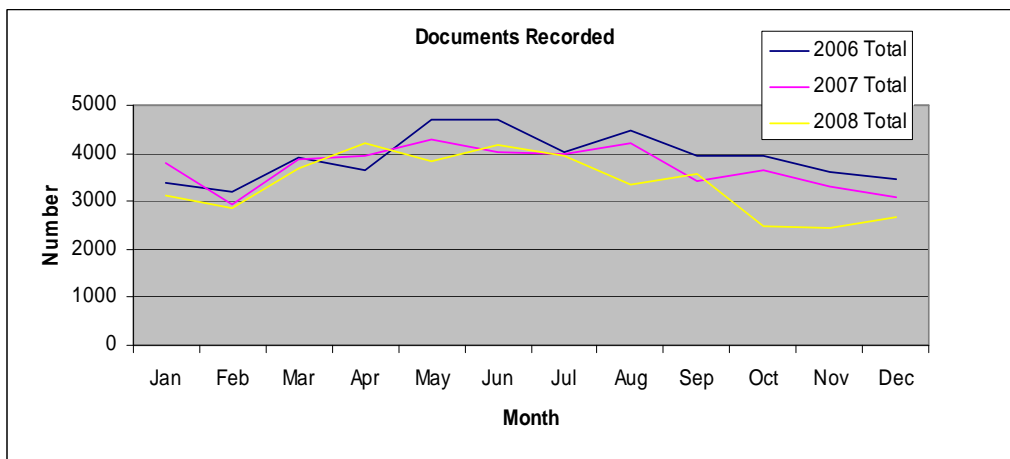
Erosion control: The Conservation District staff reviews erosion control plans for earthmoving sites to determine if they meet state regulations. A total of 304 plans were reviewed in 2008. The staff also conducts inspections on earthmoving sites to determine compliance with approved plans and state regulations. Examples of some of

the sites that are inspected would be building of new warehouse, new housing developments, road construction, etc. In 2008, 509 inspections were conducted. In 2007, 158 reviews and 359 inspections were performed.



Recorder of Deeds - Elected Official - Real estate records

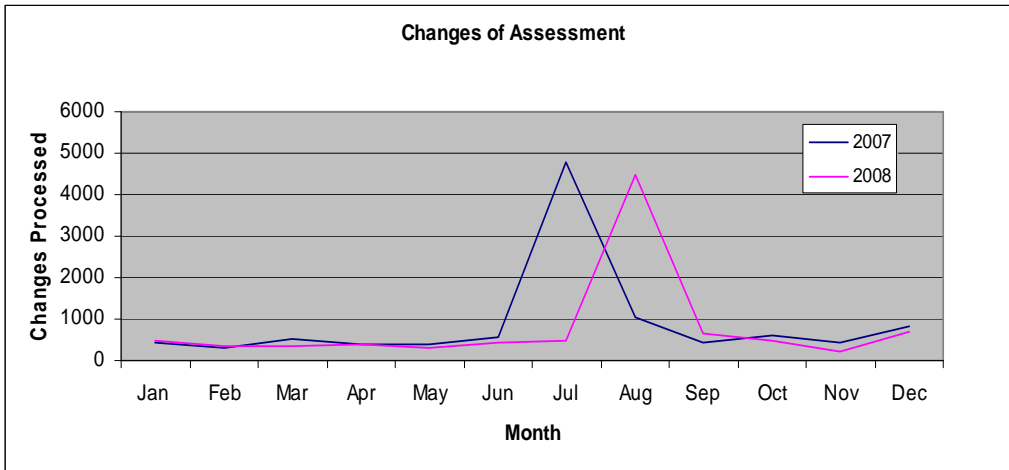
The Recorder of Deeds maintains a permanent public record of deeds and documents related to the development, transfer, and encumbrance of real estate in Cumberland County. 40,372 documents were recorded in 2008, a 9% drop from the 44,463 documents recorded in 2007. Mortgages alone dropped 15%.



Tax Assessment

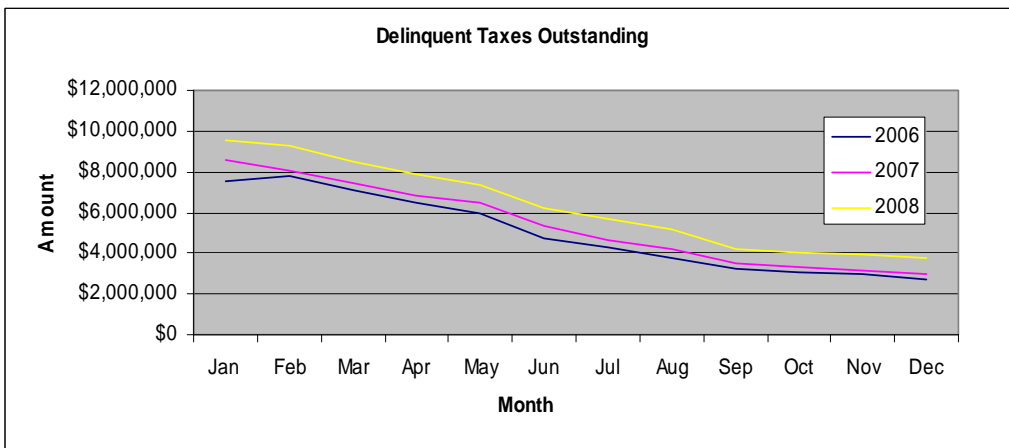
Tax Assessment is responsible for fair and uniform personal and property assessment and maintaining all official property records for taxation. By the end of 2008, the County's parcel count rose by 1,787 parcels to a total of 95,883 parcels - a 1.9% increase. Ownership and mailing address information is updated daily to ensure correct tax billing. New tax parcels are created and valued in the assessment database as subdivisions are activated. Management of tax parcels includes processing and approving or denying Homestead/Farmstead applications, processing Clean & Green

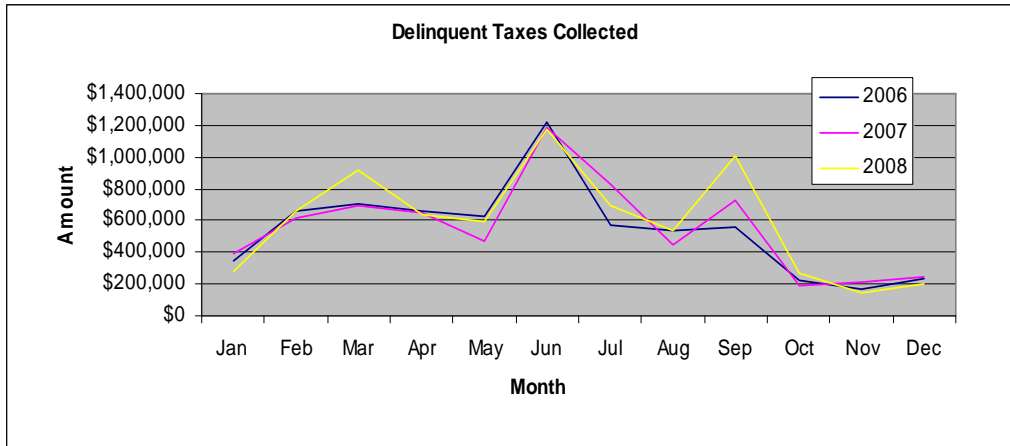
applications and annually reviewing the 3,114 parcels receiving the Clean and Green preferential assessment. In 2008, the Assessment Office generated 9,274 change of assessment notices as a result of new construction, changes to existing improvements and (in July) revaluation of preferential land assessments. This was 9% less than in 2007.



Tax Claims

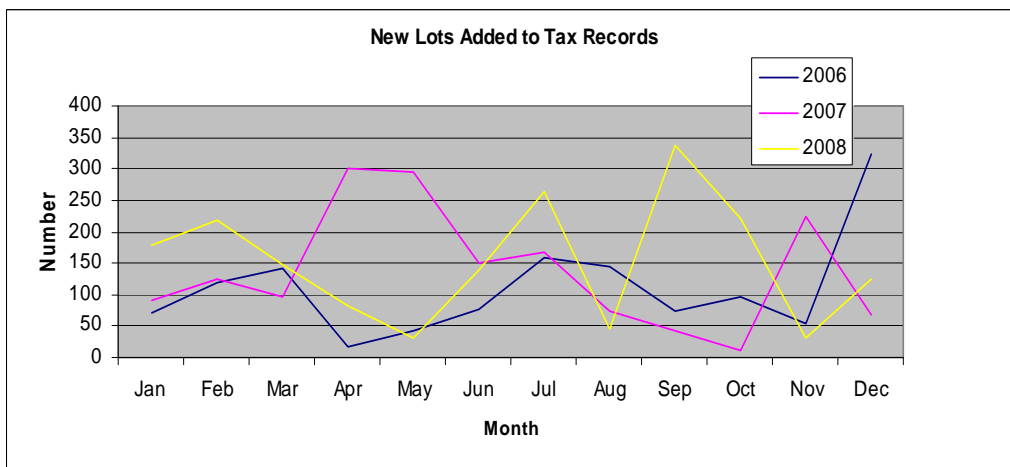
The Tax Claims Bureau is responsible for the collection of delinquent real estate taxes. Unpaid delinquent taxes for the preceding year are turned over to the Bureau in January. In 2008, the Tax Claim Bureau collected \$7.1 million in delinquent real estate taxes, including penalties, interest and fees - a 6% increase from 2007. Collections and payments increased during June due to the June 30th deadline to pay taxes before tax sale proceedings. The outstanding balance is the amount of tax, penalties, interest and fees yet to be collected. Uncollected taxes at the end of 2008 were up 21% over 2007. All taxes are eventually collected with interest and cost of collection.





Tax Mapping

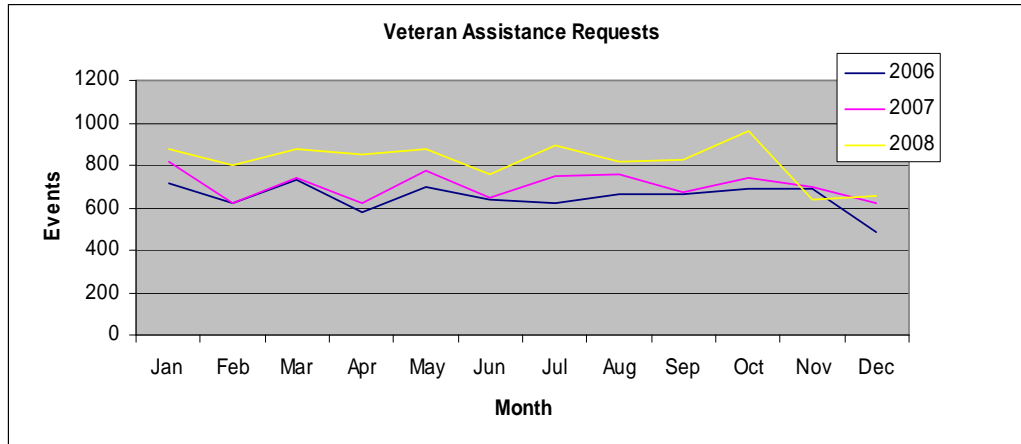
Activity in the Tax Mapping section of the Tax Assessment Department is indicative of property related economic activity in the County. In 2008, 6,624 deeds were received from the Recorder of Deeds Office for verification of transfer of ownership in the property tax data base, an 8% decrease from 2007. The tax map layer of the GIS was checked for accuracy or updated and corrected as necessary. There were 184 approved subdivision plans activated, a 5% increase from 2007. These activations were triggered by a request of the property owner, a building permit for new construction or a deed transferring a new lot or parcel. The activation of these subdivisions created 1,823 new tax parcels.



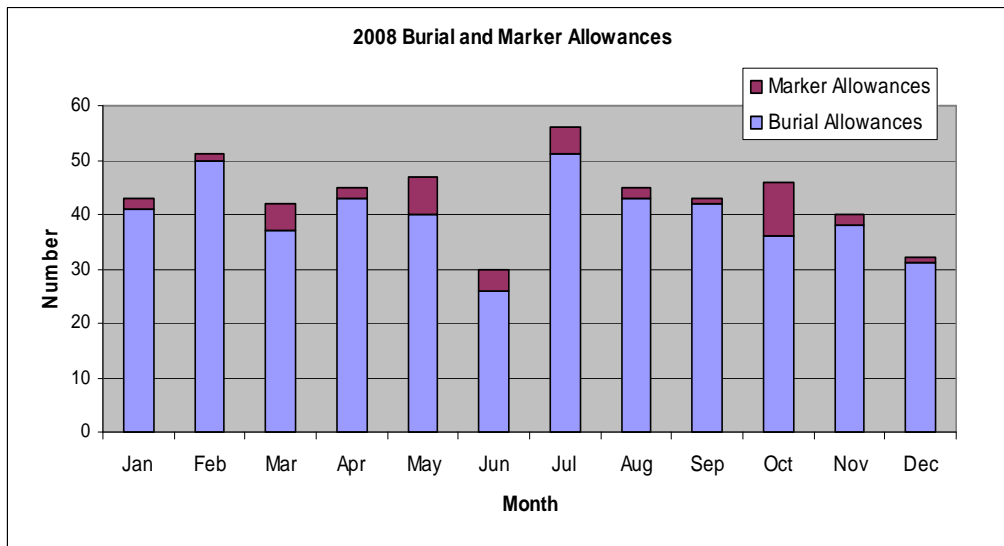
Veterans Affairs

The Veterans Affairs Office supports the over 23,000 Cumberland County veterans by working closely with them to obtain the benefits earned by our veterans and their surviving spouses from the Veterans Administration as well as state and local governments.

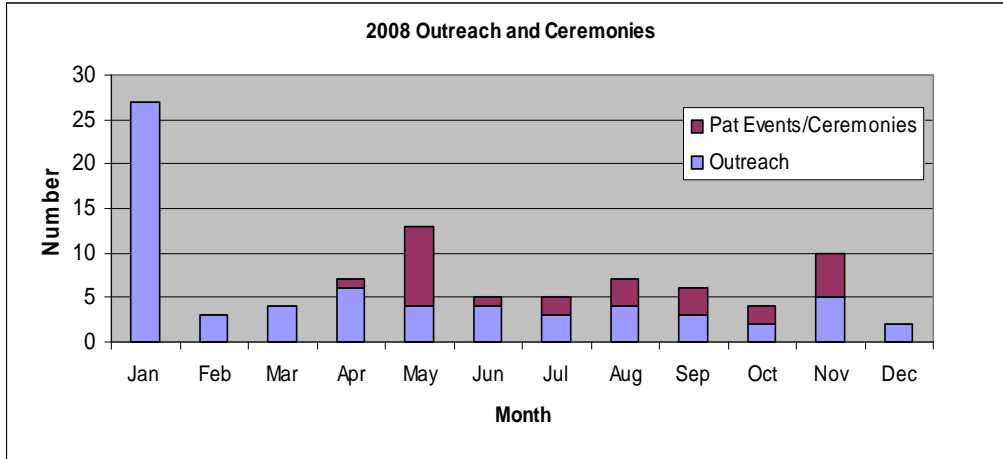
Requests for assistance: Number of responses to requests for assistance from veterans, surviving spouses and agencies during the month indicated. Total number of requests responded to during the past 12 months was 9,822, up 16% from the 8,459 requests in 2007.



Burial and Marker Allowances: The number of burial and marker allowances paid to eligible veterans and surviving spouses in 2008 by month was as indicated in the chart. The total number of burial and marker allowances was 478 and 42 respectively. This compares with 470 and 26 paid in 2007.



Outreach and Ceremonies: Number of Outreach Activities (briefings, public information and communications with the public, veterans' organizations and caregivers) in 2008 was 66 compared to 76 in 2007. The number of Patriotic Events /Ceremonies conducted in 2008 was 26 compared to 27 in 2007.

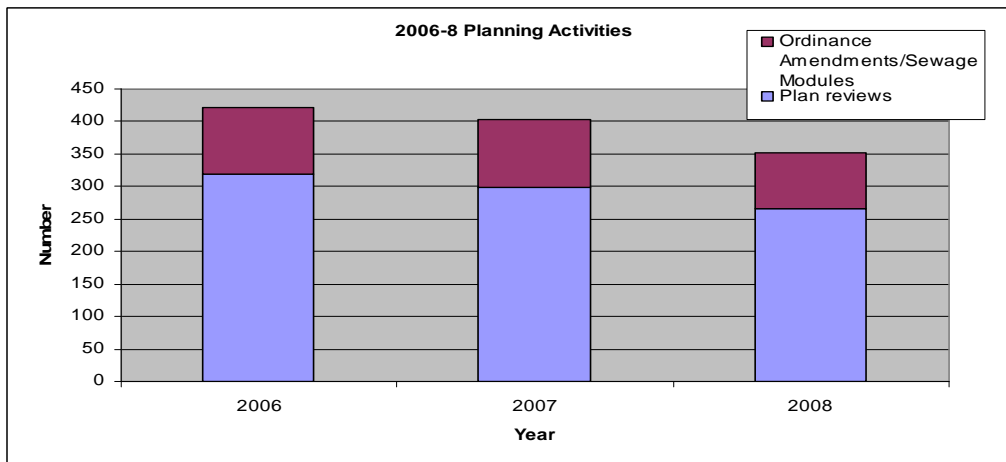


Services provided to enhance the quality of life in Cumberland County

Planning

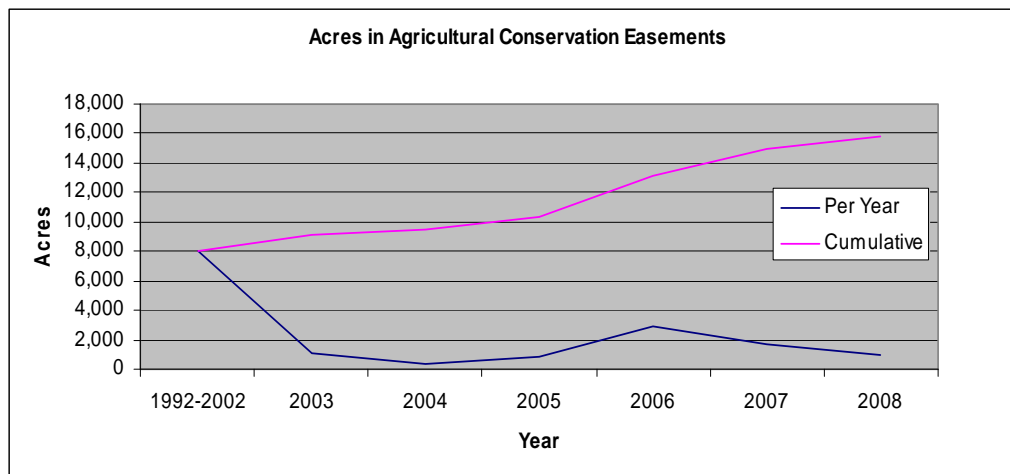
The Cumberland County Planning Commission is responsible for investigating, coordinating, and administering all matters that have direct and/or indirect impact upon Cumberland County to maintain the highest quality of life for its inhabitants, maintain a balance between urban centers and rural areas, and meet the needs of the County's present population without compromising the needs of future generations.

Plan Reviews: 265 subdivision and land development plan reviews were conducted in 2008 along with 86 ordinance amendments and sewer modules. This compares with 298 and 104 respectively in 2007.



Land Preservation: The Cumberland County Agricultural Land Preservation Board was established in 1989 to administer the County's Agricultural Conservation Easement Purchase Program. The Easement Purchase Program was developed to strengthen Pennsylvania's agricultural economy and to protect prime farmland. This program incorporates the use of county, state and local funds to purchase the development rights of prime agricultural land. Cumberland County actively pursues policies to preserve

agriculture and open spaces in partnership with citizens, local governments, and the State. As of the end of 2008, 15,829 acres of farmland were preserved through the Agricultural Conservation Easement Program. 926 acres were preserved in 2008 alone. This represents about 12% of the approximately 135,000 acres of farmland in Cumberland County and about 4.5% of all of Cumberland County.



Cumberland County Recycling & Waste Authority

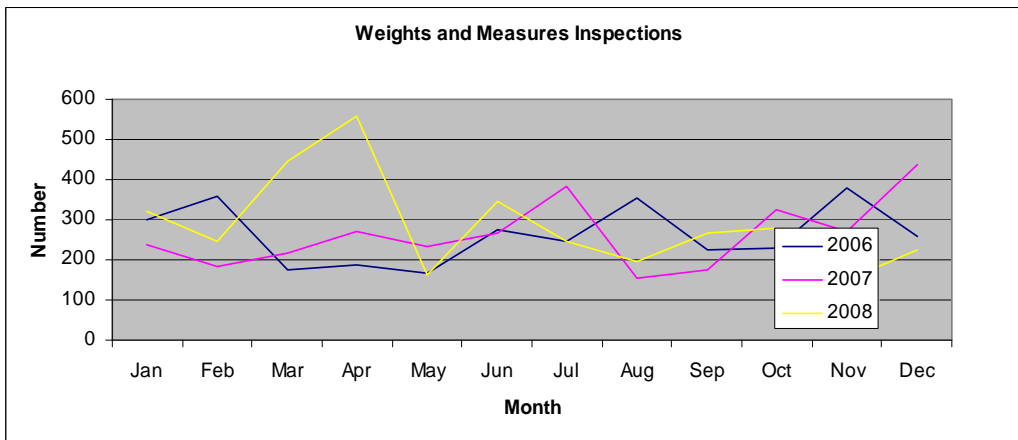
The Cumberland County Recycling and Waste Authority deters illegal dumping and promotes recycling and waste reduction through its special waste (household hazardous waste, appliance, computer & electronic and tire) drop-off collection events. Under this program Cumberland County residents can drop-off these items at a designated County location and date. The collected materials are consolidated and taken to a facility to be processed for recycling or proper disposal. Over 3,689,770 pounds of such materials have been handled in this manner since 1998.

An analysis of the different type of wastes and disposal options available to citizens led the Cumberland County Recycling & Waste Authority to conclude that special handling waste (household hazardous waste (HHW), computer & electronic material (CEM), appliance & tire) collection & recycling events should be conducted in 2008. The most cost effective and beneficial approach to collection was determined to be one, two day drop-off event for each special waste category in the spring of 2008. Citizen response to the HHW, CEM & Tire event met or exceeded expectations for 2008. In past years, two separate (spring & fall) events were held for each category of waste.



Vector Control/ Weights and Measures

Weight and measurement device inspections help guarantee that consumers get what they pay for. The charted numbers reflect the actual number of devices that were inspected by the Chief and Deputy Sealer. This number includes devices that were reinspected after failing initial testing with errors. Rejected devices are reinspected within 30 days for correction and compliance. In 2008, 3,445 inspections were conducted, an increase of 9% over 2007.



Vector Control conducts the County's portion of the State DEP West Nile prevention program by collecting mosquito samples for analysis and treatment. Each collection includes a pool of 25 to 100 adult mosquitoes. The two types of collection methods are: Gravid Trap and CO2 Light Trap. Traps are placed by mosquito habitat such as (but not limited to) seasonal ponds, wetlands, artificial habitat near urban centers, and local resident requests. Collections were doubled in 2008 from 2007. This increase is attributable to the extended availability of an intern, an increase of trapping devices deployed, and additional rainfall (providing more mosquito habitat).

